

	Current Year Appropriations
	Supplemental Appropriations
X	Continuing Appropriations

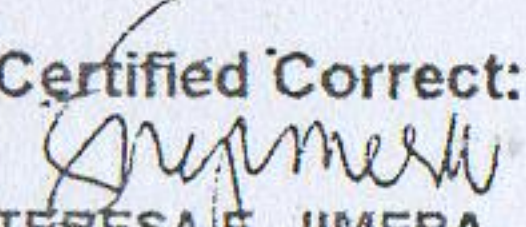



**STATEMENT OF APPROPRIATION, ALLOTMENTS, OBLIGATIONS, DISBURSEMENTS AND BALANCES**  
**s of the Quarter Ending December 31, 2015**


<input type="checkbox"/>	Current Year Appropriations
<input type="checkbox"/>	Supplemental Appropriations
<input checked="" type="checkbox"/>	Continuing Appropriations

Department : Department of Health  
Agency : Corazon Locsin Montelibano Memorial Regional Hospital  
Operating Unit :  
Organization Code : 130011400040  
Funding Source Code (as clustered) : 01101101

Particulars	UACS CODE	Appropriations			Allotments					Current Year Obligations					Current Year Disbursements					BALANCES			
		Authorized Appropriation	Adjustments (Transfer To/From, Realignment)	Adjusted Appropriations	Allotments Received	Adjustments (Withdrawal, Realignment)	Transfer To	Transfer From	Adjusted Total Allotments	1st Quarter Ending March 31	2nd Quarter Ending June 30	3rd Quarter Ending Sept. 30	4th Quarter Ending Dec. 31	Total	1st Quarter Ending March 31	2nd Quarter Ending June 30	3rd Quarter Ending Sept. 30	4th Quarter Ending Dec. 31	Total	Unreleased Appropriations	Unobligated Allotment	Unpaid Utilizations (10-15) = (17+18)	
																						Due and Demandable / Accounts Payable	Not Yet Due and Demandable
1	2	3	4	5=[3+(-)4]	6	7	8	9	10=	6	7	8	9	10=(6+7+8+9)	11	12	13	14	15=(11+12+13+14)	16=(15-16)		17	18
CO		-	-	-	-	-	-	-	-	-	-	-	-	-	-	-	-	-	-	-	-	-	-
GRAND TOTAL		4,578,794	4,664,417	9,243,211	4,578,794	-	-	4,664,417	9,243,211	3,143,103	184,535	4,291,724	1,618,067	9,237,429	1,819,755	317,935	2,956,756	659,196	5,752,642	-	5,783	3,484,787	-
PS		-	-	-	-	-	-	-	-	-	-	-	-	-	-	-	-	-	-	-	-	-	-
MOOE		728,599	4,664,417	5,393,016	728,599	-	-	4,664,417	5,393,016	3,195,864	167,135	415,441	1,614,577	5,393,017	1,819,755	317,935	1,886,371	429,701	4,453,762	-	-	939,254	-
CO		3,850,195	-	3,850,195	3,850,195	-	-	-	3,850,195	(52,761)	17,400	3,876,283	3,490	3,844,412	-	-	1,069,385	229,495	1,298,880	-	5,783	2,545,532	-
Recapitulation by MFO:																							
MFO 1																							
MFO 2																							
MFO 3		4,578,794	4,664,417	9,243,211	4,578,794	-	-	4,664,417	9,243,211	3,143,103	184,535	4,291,724	1,618,067	9,237,429	1,819,755	317,935	2,956,756	659,196	5,752,642	-	5,782	3,484,787	-
OF WHICH:																							
Major Programs/Projects																							
KRA No. 2 - Poverty Reduction and Empowerment of the Poor and Vulnerable																							

Certified Correct:  
  
TERESA E. JIMERA  
Budget Officer

Recommending Approval:  
  
SHAREEN J. CAELAN, CPA, MBA  
Financial and Management Officer II

Approved By:  
  
JULIUS M. DRILON, M.D.  
Medical Center Chief II