

List of Allotments and Sub-Allotments
As of the Quarter Ending December 31, 2015

Department : Department of Health
 Agency : Corazon Locsin Montelibano Memorial Regional Hospital
 Operating Unit :
 Organization Code (UACS) : 130011400040
 Funding Source Code (as clustered) : 01101101


X	Current Year Appropriations
	Continuing Appropriations
	Supplemental Appropriations

No.	Allotments / Sub-Allotments		Funding Source		Allotments / Sub-Allotments received from COs / ROs				Sub-Allotment to Regions/Operating Units				Total Allotments / Net of Sub-allotments			
	Number	Date	Description	UACS Code	PS	MOOE	CO	Total	PS	MOOE	CO	Total	PS	MOOE	CO	Total
1	2	3	4	5	6	7	8	9=(6+7+8)	10	11	12	13=(10+11+12)	14 = (6+10)	15 = (7+11)	16 = (8 + 12)	17=(14+15+16)
A. Allotments received from DBM																
1	Comprehensive Release per Annex A and B of NBC No. 556	5-Jan-15	Agency Specific Budget	1 01 101	163,064,000	71,435,000		234,499,000				-	163,064,000	71,435,000	-	234,499,000
2	GARO No. 2015-1 (RLIP)	5-Jan-15	RLIP	3 01 000	11,978,000			11,978,000				-	11,978,000	-	-	11,978,000
3	SARO-ROVI-15-0000412 (PGF)	27-Jan-15	PGF	4 03 001	1,010,826			1,010,826				-	1,010,826	-	-	1,010,826
4	SARO-ROVI-15-0001820 (PGF)	24-Feb-15	PGF	4 03 001	1,100,967			1,100,967				-	1,100,967	-	-	1,100,967
5	SARO-ROVI-15-0006680 (PGF)	1-Jun-15	PGF	4 03 001	48,461			48,461				-	48,461	-	-	48,461
6	SARO-ROVI-15-0007434 (PGF)	8-Jun-15	PGF	4 03 001	103,054			103,054				-	103,054	-	-	103,054
7	SARO-ROVI-15-0008691 (PGF)	24-Jun-15	PGF	4 03 001	352,049			352,049				-	352,049	-	-	352,049
8	SARO-ROVI-15-0008020 (MPBF)	15-Jun-15	MPBF	1 01 406	34,767,209			34,767,209				-	34,767,209	-	-	34,767,209
9	SARO-ROVI-15-0008021 (RLIP)	15-Jun-15	RLIP	3 01 000	3,380,655			3,380,655				-	3,380,655	-	-	3,380,655
10	SARO-ROVI-15-0008015 (MPBF)	15-Jun-15	MPBF	1 01 406	40,747,121			40,747,121				-	40,747,121	-	-	40,747,121
11	SARO-ROVI-15-0008016 (RLIP)	15-Jun-15	RLIP	3 01 000	4,434,482			4,434,482				-	4,434,482	-	-	4,434,482
12	SARO-ROVI-15-0010525 (PGF)	28-Jul-15	PGF	4 03 001	231,995			231,995				-	231,995	-	-	231,995
13	SARO-ROVI-15-0010400	27-Jul-15	Agency Specific Budget	1 01 101		8,000,000		8,000,000				-		8,000,000	-	8,000,000
14	SARO-ROVI-15-0011384 (MPBF)	13-Aug-15	MPBF	1 01 406	54,116,637			54,116,637				-	54,116,637	-	-	54,116,637
15	SARO-ROVI-15-0011385 (RLIP)	13-Aug-15	RLIP	3 01 000	4,940,608			4,940,608				-	4,940,608	-	-	4,940,608
16	SARO-ROVI-15-0012005 (PGF)	26-Aug-15	PGF	4 03 001	393,595			393,595				-	393,595	-	-	393,595
17	SARO-ROVI-15-0015794 (PGF)	5-Oct-15	PGF	4 03 001	110,310			110,310				-	110,310	-	-	110,310
18	SARO-ROVI-15-0017314 (PGF)	25-Oct-15	PGF	4 03 001	151,541			151,541				-	151,541	-	-	151,541
16	SARO-ROVI-15-0017967 (FY 2015 HFEP)	2-Nov-15	Agency Specific Budget	1 01 101			125,000,000	125,000,000				-		-	125,000,000	125,000,000
17	SARO-ROVI-15-0018721 (MPBF)	10-Nov-15	MPBF	1 01 406	6,842,742			6,842,742				-	6,842,742	-	-	6,842,742
18	SARO-ROVI-15-0018722 (RLIP)	10-Nov-15	RLIP	3 01 000	580,862			580,862				-	580,862	-	-	580,862
19	SARO-ROVI-15-0018723 (MPBF)	10-Nov-15	MPBF	1 01 406	369,678			369,678				-	369,678	-	-	369,678
20	SARO-ROVI-15-0018724 (RLIP)	10-Nov-15	RLIP	3 01 000	35,828			35,828				-	35,828	-	-	35,828
21	SARO-ROVI-15-0019086 (Magna Carta Benef)	13-Nov-15	MPBF	1 01 406	6,160,802			6,160,802				-	6,160,802	-	-	6,160,802
22	SARO-ROVI-15-0021480 (MPBF)	1-Dec-15	MPBF	1 01 406	2,798,344			2,798,344				-	2,798,344	-	-	2,798,344
23	SARO-ROVI-15-0021482 (RLIP)	1-Dec-15	RLIP	3 01 000	295,214			295,214				-	295,214	-	-	295,214
24	SARO-ROVI-15-0022462 (C N A)	10-Dec-15	MPBF	1 01 406	3,963,356			3,963,356				-	3,963,356	-	-	3,963,356
26	SARO-ROVI-15-0022462 (C N A)	10-Dec-15	MPBF	1 01 406		(3,963,356)		(3,963,356)				-		(3,963,356)	-	(3,963,356)
25	SARO-ROVI-15-0022972 (MPBF)	15-Dec-15	MPBF	1 01 406	6,195,710			6,195,710				-	6,195,710	-	-	6,195,710
Sub-total					348,174,046	75,471,644	125,000,000	548,645,690	-	-	-	-	328,760,620	79,435,000	125,000,000	533,195,620
B. Sub-allotments received from Central Office/Regional Office																
1	SAA No. 2015-01	24-Feb-15	Medical Assistance Fund	3 08 000		100,000		100,000				-		100,000	-	100,000
2	SAA No. 15-03-231	20-Mar-15	MAP	3 08 000		11,500,000		11,500,000				-		11,500,000	-	11,500,000
3	SAA No. 2015-05	9-Mar-15	BEMONC	3 08 000		1,000,000		1,000,000				-		1,000,000	-	1,000,000
4	SAA No. 15-04-257	6-Apr-15	NVBSP	3 08 000		1,000,000		1,000,000				-		1,000,000	-	1,000,000
5	SAA No. 15-04-371	24-Apr-15	HEMS	3 08 000		350,000		350,000				-		350,000	-	350,000


No.	Allotments / Sub-Allotments		Funding Source		Allotments / Sub-Allotments received from COs / ROs				Sub-Allotment to Regions/Operating Units				Total Allotments / Net of Sub-allotments			
	Number	Date	Description	UACS Code	PS	MOOE	CO	Total	PS	MOOE	CO	Total	PS	MOOE	CO	Total
1	2	3	4	5	6	7	8	9=(6+7+8)	10	11	12	13=(10+11+12)	14 = (6+10)	15 = (7+11)	16 = (8 + 12)	17=(14+15+16)
6	SAA No. 15-05-478	13-May-15	MHCAP	3 08 000		200,000		200,000				-	-	200,000	-	200,000
7	SAA No. 15-06-640	25-Jun-15	PEI	2 99 012	15,606,528			15,606,528				-	15,606,528	-	-	15,606,528
9	SAA No. 15-07-809	16-Jul-15	RLIP-CTI Employee	3 01 000	7,716			7,716				-	7,716	-	-	7,716
			Salaries and Allowances of CTI employee													
10	SAA No. 15-07-808	16-Jul-15		1 01 101	88,104			88,104				-	88,104	-	-	88,104
11	SAA No. 2015-10	28-Jul-15	TB - DOTS	3 08 000		250,000		250,000						250,000		250,000
			FAMED Residency Training Program													
12	SAA No. 15-11-1035	12-Nov-15		2 01 000		30,000		30,000					-	30,000		30,000
13	SAA No. 15-10-1002	28-Oct-15	NVBSP	3 08 000		100,000		100,000						100,000		
			Non-Communicable Disease Prevention & Control													
14	SAA No. 15-12-1068	4-Dec-15		3 08 000		250,000		250,000						250,000		
15	SAA No. 15-12-1149	29-Dec-15	PBB	2 99 014	3,419,000											
	Sub-Total				19,121,348	14,780,000	-	30,482,348	-	-	-	-	15,702,348	14,780,000	-	30,132,348
	Total Allotments				367,295,394	90,251,644	125,000,000	579,128,038	-	-	-	-	344,462,968	94,215,000	125,000,000	563,327,968

Summary by Funding Source Code:																
Agency Specific Budget	1 01 101	163,064,000	90,251,644	125,000,000	378,315,644							-	163,064,000	90,251,644	125,000,000	378,315,644
RLIP	#REF!	25,653,365			25,653,365							-	25,653,365	-	-	25,653,365
PGF	4 03 001	3,502,798			3,502,798							-	3,502,798	-	-	3,502,798
MPBF	1 01 406	175,075,231			175,075,231							-	175,075,231	-	-	175,075,231
TOTAL		367,295,394	90,251,644	125,000,000	582,547,038	-	-	-	-	-	-	-	367,295,394	90,251,644	125,000,000	582,547,038


Certified Correct:


TERESA E. JIMERA
Budget Officer

Recommending Approval:


SHAREEN J. CABILAN, CPA, MBA
Financial and Management Officer II

Approved by:


JULIUS M. DRILON, M.D.
Medical Center Chief II