

MONTHLY REPORT OF DISBURSEMENTS
For the month of September 2015


Department : Department of Health
 Agency : Corazon Locsin Montelibano Memorial Regional Hospital
 Operating Unit : Corazon Locsin Montelibano Memorial Regional Hospital
 Organization Code (UACS) : 13001140040
 Funding Source Code (as clustered): 101


PARTICULARS	CURRENT YEAR BUDGET					PRIOR YEAR'S BUDGET											SUB-TOTAL	TRUST LIABILITIES				GRAND TOTAL					Remarks	
	PS	MOOE	Fin. Exp	CO	TOTAL	PRIOR YEAR'S ACCOUNTS PAYABLE					CURRENT YEAR'S ACCOUNT'S PAYABLE					TOTAL		PS	MOOE	CO	TOTAL	PS	MOOE	Fin. Exp	CO	TOTAL		
						PS	MOOE	Fin. Exp	CO	Sub-Total	PS	MOOE	Fin. Exp	CO	Sub-Total													
1	2	3	4	5	6=(2+3+4+5)	7	8	9	10	11=(7+8+9+10)	12	13	14	15	16=(12+13+14+15)	17=(11+16)	18=(6+17)	19	20	21	22=(19+20+21)	23	24	25	26	27=(23+24+25+26)	28	
Notice of Cash Allocation (NCA)	41,086,594.81	5,582,000.00			46,668,594.81																							
MDS Checks Issued	30,294,770.08	12,040,167.35			42,334,937.43				1,196,000.00	1,196,000.00	3,782,000.00			21,033,000.00	24,815,000.00	26,011,000.00	72,859,594.81					41,086,594.81	9,364,000.00	-	22,229,000.00	72,659,594.81		
Advice to Debit Account Working Fund (NCA issued to BTR)														21,485,293.61	21,485,293.61	21,485,293.61	63,820,231.04					30,294,770.08	12,040,167.35	-	21,485,293.61	63,820,231.04		
Tax Remittance Advices issued (TRA)	5,422,428.76	615,967.23			6,038,395.99								1,431,994.27	1,431,994.27	1,431,994.27	7,470,390.26					5,422,428.76	615,967.23	-	1,431,994.27	7,470,390.26			
Cash Disbursement Ceiling (CDC)																												
Non-Cash Availment Authority (NCAA)																												
Others (CDT, BTR Docs Stamp, etc.)																												
TOTAL	38,242,167.30	12,656,134.58			48,373,333.42										22,917,287.88	22,917,287.88	71,290,621.30					35,717,198.64	12,656,134.58		22,917,287.88	71,290,621.30		


SUMMARY:

	Previous Report	This month (September)	As of Date		Previous Report	This month (Sept)	As of Date
Total Disbursement Authorities Received				Total Disbursements Program	389,990,762.02	32,659,682.02	422,659,424.04
NCA	362,644,661.03	72,658,594.81	435,304,255.84	Less: * Actual Disbursements	335,880,299.14	71,290,621.30	406,970,920.44
Working Fund				(Over)/Under spending	54,319,462.88	(38,630,939.28)	15,638,503.60
TRA	27,355,100.99	7,470,390.28	34,825,491.25				
CDC							
NCAA							
Others (CDT, BTR Docs Stamp, etc.)							
Less: Notice of Transfer Allocations (NTA)* issued							
Total Disbursements Authorities Available	389,990,762.02	80,129,985.07	470,129,747.09				
Less: Lapsed NCA	15,675,901.17	47,470,323.05	63,146,224.22				
Disbursements *	<u>335,880,299.14</u>	<u>71,290,621.30</u>	<u>406,970,920.44</u>				
Balance of Disbursements Authorities as of date	38,643,561.71	(38,630,959.28)	12,602.43				

Notes: The use of NTA is discouraged
* Amounts should tally

Certified Correct:

Shareen J. Casilan, CPA, MBA
Financial and Management Officer II

Recommending Approval:

Shareen J. Casilan, CPA, MBA
Financial and Management Officer II

Approved By:

Julius M. Drilon, M.D.
Medical Center Chief II