

MONTHLY REPORT OF DISBURSEMENTS
For the month of July 2015

Department : Department of Health
 Agency : Corazon Locsin Montelibano Memorial Regional Hospital
 Operating Unit : Corazon Locsin Montelibano Memorial Regional Hospital
 Organization Code (UAC) : 13001140040
 Funding Source Code (as cluster) : 101


PARTICULARS	CURRENT YEAR BUDGET					PRIOR YEAR'S BUDGET											SUB-TOTAL	TRUST LIABILITIES				GRAND TOTAL					Remarks	
	PS	MOOE	Fin. Exp	CO	TOTAL	PRIOR YEAR'S ACCOUNTS PAYABLE					CURRENT YEAR'S ACCOUNTS PAYABLE							TOTAL	PS	MOOE	CO	TOTAL	PS	MOOE	Fin. Exp	CO		TOTAL
						PS	MOOE	Fin. Exp	CO	Sub-Total	PS	MOOE	Fin. Exp	CO	Sub-Total	PS												
1	2	3	4	5	6=(2+3+4+5)	7	8	9	10	11=(7+8+9+10)	12	13	14	15	16=(12+13+14+15)	17=(11+16)	18=(6+17)	19	20	21	22=(19+20+21)	23	24	25	26	27=(23+24+25+26)	28	
Notice of Cash Allocation (NCA)	56,863,571.69	5,582,000.00			62,445,571.69							3,869,000.00	21,033,000.00	24,902,000.00	24,902,000.00	24,902,000.00	87,347,571.69	1,348,640.32			1,348,640.32	56,863,571.69	10,799,640.32	-	21,033,000.00	88,696,212.01		
MDS Checks Issued	44,895,186.80	15,969,766.88			60,864,953.68							1,476,558.85	10,256,077.14	11,732,635.99	11,732,635.99	11,732,635.99	72,597,589.67				44,895,186.80	17,446,325.73	-	10,256,077.14	72,597,589.67			
Advice to Debit Account Working Fund (NCA issued to BTr)																												
Tax Remittance Advices Issued (TRA)	6,020,524.74	150,121.41			6,170,646.15							85,934.52	683,738.48	769,673.00	769,673.00	769,673.00	6,940,319.15				6,020,524.74	236,055.93	-	683,738.48	6,940,319.15			
Cash Disbursement Ceiling (CDC)																												
Non-Cash Availment Authority (NCAA)																												
Others (CDT, BTr Docs Stamp, etc.)																												
TOTAL	53,496,590.28	16,119,888.29			67,035,599.83							1,562,493.37			12,502,308.99	12,502,308.99	79,537,908.82					50,915,711.54	17,682,381.66		10,939,815.62	79,537,908.82		


SUMMARY:


	<u>Previous Report</u>	<u>This month (July)</u>	<u>As of Date</u>		<u>Previous Report</u>	<u>This month (July)</u>	<u>As of Date</u>
Total Disbursement Authorities Received				Total Disbursements Program	215,470,345.15	95,636,531.16	311,106,876.31
NCA	201,265,449.02	88,696,212.01	289,961,661.03	Less: * Actual Disbursements	199,794,443.98	79,537,908.82	279,332,352.80
Working Fund				(Over)/Under spending	15,675,901.17	16,098,622.34	31,774,523.51
TRA	14,204,896.13	6,940,319.15	21,145,215.28				
CDC	-	-	-				
NCAA	-	-	-				
Others (CDT, BTr Docs Stamp, etc.)	-	-	-				
Less: Notice of Transfer Allocations (NTA)* issued							
Total Disbursements Authorities Available	215,470,345.15	95,636,531.16	311,106,876.31				
Less: Lapsed NCA	15,675,901.17		15,675,901.17				
Disbursements *	199,794,443.98	79,537,908.82	279,332,352.80				
Balance of Disbursements Authorities as of date	-	16,098,622.34	16,098,622.34				

Notes: The use of NTA is discouraged

* Amounts should tally

Certified Correct:

 Josephine E. Casabuena, CPA, MBA
 Accountant IV

Recommending Approval:

 Shareen J. Chellan, CPA, MBA
 Financial and Management Officer II

Approved By:

 Julius M. Drilon, M.D.
 Medical Center Chief II