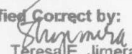




AGING OF DUE AND DEMANDABLE OBLIGATIONS
As of September 30, 2015


Department : Department of Health
 Agency : Corazon Locsin Montelibano Memorial Regional Hospital
 Operating Units : Corazon Locsin Montelibano Memorial Regional Hospital
 Organization Code (UACS) : 130011400040
 Funding Source Code (as cluste) : 06207533

Name of Creditor	Obligation Request			AGING OF DUE AND DEMANDABLE OBLIGATIONS						Remarks
	Number	Date	Amount	Amount	90 days & below	91 to 180 days	181 to 270 days	271 to 360 days	Beyond 360 days	
					6	7	8	9	10	
1	2	3	4	5	6	7	8	9	10	11
Phil. Pharmawealth, Inc.	SOM#12-09-749	Jan. 2013	1,698,575.21	1,698,575.21					1,698,575.21	
Sel-J Pharmaceuticals, Inc.	SOM#12-11-910	Jan. 2013	27,692.00	27,692.00					27,692.00	
Metro Drug, Inc.	SOM#13-09-747	Jan. 2013	102,076.72	102,076.72					102,076.72	
Pharmasan, Inc.	SOM#12-11-932	Jan. 2013	363,750.00	363,750.00					363,750.00	
BNAR Enterprises	SOM#12-10-844	Jan. 2013	46,550.00	46,550.00					46,550.00	
Health Tech Medical Inc.	SOM#12-10-778	Jan. 2013	188,570.00	188,570.00					188,570.00	
Phil. Pharmawealth, Inc.	SOM#12-06-406	Jan. 2013	285,045.00	285,045.00					285,045.00	
Metro Drug, Inc.	SOM#13-03-152	Dec. 2013	149,815.80	149,815.80					149,815.80	
Phil. Pharmawealth, Inc.	SOM#13-09-701	May 2014	33,623.50	33,623.50					33,623.50	
Metro Drug, Inc.	SOM#13-05-413	Dec. 2013	785,475.80	785,475.80					785,475.80	
Phil. Pharmawealth, Inc.	SOM#13-11-986	Dec. 2013	1,850.00	1,850.00					1,850.00	
Berovan Marketing, Inc.	SOM#14-02-0044	May 2014	312,250.00	312,250.00					312,250.00	
Pharma and Healthcare Specialist, Inc.	SOM#14-01-0017	Jun. 2014	1,449,645.75	1,449,645.75					1,449,645.75	
Phil. Pharmawealth, Inc.	SOM	Jul. 2014	66,911.43	66,911.43					66,911.43	stale check
Phil. Pharmawealth, Inc.	SOM	Jul. 2014	13,250.00	13,250.00					13,250.00	stale check
Phil. Pharmawealth, Inc.	SOM	Jul. 2014	46,890.06	46,890.06					46,890.06	stale check
Natrapharm, Inc.	SOM	Jul. 2014	69,468.39	69,468.39					69,468.39	stale check
Zuellig Pharma Corporation	SOM#14-10-0274	Nov. 2014	606,836.00	606,836.00				606,836.00		
United Laboratories, Inc.	SOM#14-12-0361	Dec. 2014	113,364.30	113,364.30			113,364.30			
Zuellig Pharma Corporation	SOM#14-06-0159	Dec. 2014	28,000.00	28,000.00			28,000.00			
Euro-Med Laboratories, Inc.	SOM#14-11-0326	Dec. 2014	539,048.50	539,048.50			539,048.50			
Phil. Pharmawealth, Inc.	SOM#14-10-0273	Dec. 2014	3,571,751.42	3,571,751.42			3,571,751.42			
Phil. Pharmawealth, Inc.	SOM#14-11-0323	Dec. 2014	475,894.44	475,894.44			475,894.44			
Zuellig Pharma Corporation	SOM#15-06-0165	Jul. 2015	1,679,700.52	1,679,700.52	1,679,700.52					
TOTAL			12,656,034.84	12,656,034.84	1,679,700.52	-	4,728,058.66	606,836.00	5,641,439.66	

Certified Correct by:

 Teresa E. Jimera
 Budget Officer

Certified Correct by:

 Shareen J. Caelian, CPA, MBA
 FMO II

Recommended by:

 Shareen J. Caelian, CPA, MBA
 FMO II

Approved by:

 Julius M. Drijor, M.D.
 Medical Center Chief II

Date: October 9, 2015

Date: October 9, 2015

Date: October 9, 2015

Date: October 9, 2015