

SUMMARY OF APPROVED BUDGET, UTILIZATIONS, DISBURSEMENTS AND BALANCES BY OBJECT OF EXPENDITURES
As of the Quarter Ending September 30, 2015


Department : Department of Health
 Agency : Corazon Locsin Montelibano Memorial Regional Hospital
 Operating Unit : _____
 Organization Code (UACS) : 130011400040
 Funding Source Code (as clustered) : 01101101


Particulars	UACS CODE	Approved Budget			Budget Utilization					Disbursements					BALANCES		
		Approved Budgeted Revenue	Adjustments (Additions, Reductions, Realignment)	Adjusted Budgeted Revenue	1st Quarter	2nd Quarter	3rd Quarter	4th Quarter	Total	1st Quarter	2nd Quarter	3rd Quarter	4th Quarter	Total	Unutilized Budget	Unpaid Utilizations (10-15) = (17+18)	
					Ending March 31	Ending June 30	Ending Sept. 30	Ending Dec. 31		Ending March 31	Ending June 30	Ending Sept. 30	Ending Dec. 31.			Due and Demandable / Accounts Payable	Not Yet Due and Demandable
1	2	3	4	5=[3+(-)4]	6	7	8	9	10=(6+7+8+9)	11	12	13	14	15=(11+12+13+14)	16=(5-10)	17	18
SUMMARY																	
A. AGENCY SPECIFIC BUDGET																	
Personnel Services																	
Salaries and Wages																	
Basic Salary - Regular	5010101001	-	-	-	-	-	-	-	-	-	-	-	-	-	-	-	-
Other Compensation																	
Personnel Economic Relief Allowance (PERA)	5010201001	-	-	-	-	-	-	-	-	-	-	-	-	-	-	-	-
Maintenance & Other Operating Expenses		370,418,902	-	370,418,902	72,865,932	90,146,275	104,184,859	-	267,197,066	54,355,219	57,522,436	-	-	111,877,655	103,221,836	165,319,412	-
Traveling Expenses - Local	5020101000	875,851		875,851	410,713	285,329	180,075		876,117	400,472	288,614			889,086	(266)	187,031	
Training Expenses	5020201000	9,633,850		9,633,850	965,708	1,858,518	1,230,722		4,054,948	588,667	2,071,957			2,660,624	5,576,902	1,394,324	
Office Supplies Expenses	5020301000	4,944,411		4,944,411	1,327,606	3,778,270	384,960		5,490,836	667,842	2,071,795			2,739,637	(546,425)	2,751,199	
Accountable Forms	5020302000	3,630,096		3,630,096			1,512,000		1,512,000						2,118,096	1,512,000	
Food Supplies Expenses	5020305000	17,837,846		17,837,846	3,924,759	4,107,988	3,300,600		11,333,346	2,876,198	3,662,985			6,539,183	6,504,500	4,794,164	
Drugs and Medicine Expenses	5020307000	61,869,164		61,869,164	16,384,977	27,809,384	17,939,285		62,133,646	10,419,461				10,419,461	(264,482)	51,714,185	
Medical, Dental & Laboratory Supplies Expenses	5020308000	105,655,976		105,655,976	19,929,262	17,348,900	48,557,468		85,835,630	11,486,782	19,381,309			30,868,091	19,820,346	54,967,539	
Fuel, Oil & Lubricants	5020309000	589,431		589,431	37,236	3,672	22,499		63,407	37,236	842			38,078	526,024	25,329	
Textbook & Instructional Materials	5020311001	500,000		500,000	187,139	69,377			256,516	69,627	176,306			245,933	243,484	10,583	
Housekeeping Supplies	5020399000	6,182,056		6,182,056	663,629	2,487,737	1,003,869		4,155,235		1,153,327			1,153,327	2,026,821	3,001,908	
Linen & Laundry Supplies	5020399000	5,838,013		5,838,013	1,334,201	1,053,692	493,157		2,881,050	1,049,436	894,517			1,943,953	2,956,963	937,097	
Other Supplies and Materials Expenses	5020399000	2,909,420		2,909,420	520,700	758,030	1,133,815		2,412,546	457,304	428,203			885,507	496,874	1,527,039	
Water Expenses	5020401000	142,454		142,454	379	571	23,020		23,970	379	571			950	118,484	23,020	
Electricity Expenses	5020402000	11,593,650		11,593,650	2,113,958	2,113,958	2,325,219		4,439,177		2,113,958			2,113,958	7,154,473	2,325,219	
Postage & Deliveries	5020501000	150,000		150,000	21,150	30,777	35,175		87,102	13,259	38,668			51,927	62,898	35,174	
Telephone Expenses - Landline	5020502001	1,359,580		1,359,580	109,270	174,098	97,210		380,579	86,808	196,509			283,317	979,001	97,262	
Telephone Expenses - Mobile	5020502002	50,000		50,000	3,365	12,941	64,415		80,721	3,365	8,051			11,416	(30,721)	69,305	
Internet Expense	5020503000	1,000,000		1,000,000	284,308	336,112	284,703		905,124	283,753	284,592			568,345	94,876	336,778	
Advertising Expenses	5029901000	312,615		312,615	75,439	35,269	14,032		124,740	81,885	24,770			106,455	187,875	18,285	
Printing and Publication Expense	5029902000	500,000		500,000	86,640		99,200		185,840		86,640			86,640	314,160	99,200	
Subscription Expenses	5029907000	50,000		50,000	2,022	2,518			6,570	2,022	2,518			4,540	43,430	2,030	
Legal Services	5021101000	200,000		200,000		4,900	23,647		28,547		4,900			4,900	171,453	23,647	
Auditing Services	5021102000	100,000		100,000	4,791	19,208	325,551		349,550	4,791	14,937			19,728	(249,550)	329,822	
Consultancy Services	5021103000	1,000,000		1,000,000	177,184	699,895	155,374		1,032,453	134,610	701,895			836,505	(32,453)	195,948	
Environment/Sanitary Services	5021201000	2,957,871		2,957,871	691,608	339,717	509,575		1,540,900	532,366	339,717			872,083	1,416,971	668,817	
General Services	5021299000	25,000,000		25,000,000	4,939,411	4,379,288	3,369,628		12,688,327	4,939,411	4,379,288			9,318,699	12,311,673	3,369,628	
Janitorial Services	5021202000	7,429,708		7,429,708	1,374,558	1,480,751	1,714,752		4,550,061	1,350,936	1,460,751			2,811,687	2,819,647	1,738,374	
Security Services	5021203000	4,474,804		4,474,804	2,155,439	955,622	2,275,209		5,386,270	2,155,439	955,622			3,111,061	(911,466)	2,275,209	
Other Professional Services	5021199000	59,515,925		59,515,925	11,061,966	10,953,502	10,436,529		32,451,996	10,766,174	10,914,903			21,681,077	27,063,929	10,770,919	
Insurance Expense	5021503000	534,924		534,924			11,768		11,768						523,156	11,768	
Fidelity Bond	5021502000	2,000,000		2,000,000	11,025	28,500			39,525	11,025	28,500			39,525	1,960,475		
Repairs & Maintenance - Buildings	50213040 03	8,462,785		8,462,785	599,253	1,925,590	1,715,378		4,240,222	541,197	1,390,754			1,931,951	4,222,563	2,308,271	
Repairs & Maintenance - Office Equipments	50213050 02	100,000		100,000	21,968	18,016	13,054		53,038	1,000	27,098			46,962	28,098	28,940	
Repairs & Maintenance - Furnitures & Fixtures	5021307000	350,000		350,000	41,845	112,866	12,863		167,674	14,013	98,977			112,990	182,326	54,684	
Repairs & Maintenance - Info & Communication Tech	5021305003	150,000		150,000	(3,975)	127,713	9,497		133,235	1,960	15,238			17,198	16,765	116,037	
Repairs & Maintenance - Communication Equipment	5021305007	50,000		50,000	4,824	16,535	29,253		50,412	4,824	2,490			7,114	(412)	43,298	
Repairs & Maintenance - Disaster Response & Rescue Eq	5021305009	500,000		500,000	396,000				396,000						104,000	396,000	


SUMMARY OF APPROVED BUDGET, UTILIZATIONS, DISBURSEMENTS AND BALANCES BY OBJECT OF EXPENDITURES
As of the Quarter Ending September 30, 2015

Department : Department of Health
 Agency : Corazon Locsin Montelibano Memorial Regional Hospital
 Operating Unit :
 Organization Code (UACS) : 130011400040
 Funding Source Code (as clustered) : 01101101

Particulars	UACS CODE	Approved Budget			Budget Utilization					Disbursements					BALANCES		
		Approved Budgeted Revenue	Adjustments (Additions, Reductions, Realignment)	Adjusted Budgeted Revenue	1st Quarter	2nd Quarter	3rd Quarter	4th Quarter	Total	1st Quarter	2nd Quarter	3rd Quarter	4th Quarter	Total	Unutilized Budget	Unpaid Utilizations (10-15) = (17+18)	
					Ending March 31	Ending June 30	Ending Sept. 30	Ending Dec. 31		Ending March 31	Ending June 30	Ending Sept. 30	Ending Dec. 31			Due and Demandable / Accounts Payable	Not Yet Due and Demandable
1	2	3	4	5=[3+(-)4]	6	7	8	9	10=[6+7+8+9]	11	12	13	14	15=[11+12+13+14]	16=(5-10)	17	18
Repairs & Maintenance - Medical Equipment	5021305011	5,000,000		5,000,000	833,791	1,271,312	779,389		2,884,492	1,058,824	8,861			1,067,685	2,115,508	1,816,807	
Repairs & Maintenance - Other Machineries & Equipment	5021305099	400,000		400,000	36,437	244,329	19,797		300,563	1,885	105,787			107,672	99,437	192,890	
Repairs & Maintenance - Motor Vehicles	5021306001	100,000		100,000	31,812	380	4,047		36,039	8,550	1,572			10,122	63,961	25,917	
Other Maintenance & Operating Expenses	5029999099	16,468,472		16,468,472	4,219,792	5,321,010	4,076,094		13,616,895	4,304,117	4,185,014			8,489,131	2,851,577	5,127,764	
Financial Expenses		-	-	-	-	-	-	-	-	-	-	-	-	-	-	-	-
Management Supervision/Trusteeship Fees		-	-	-	-	-	-	-	-	-	-	-	-	-	-	-	-
Interest Expenses		-	-	-	-	-	-	-	-	-	-	-	-	-	-	-	-
Interest Paid to Non Residents		-	-	-	-	-	-	-	-	-	-	-	-	-	-	-	-
Capital Outlays		-	105,028,066	105,028,066	24,710,381	25,725,239	13,564,970	-	64,000,589	11,069,362	-	-	-	11,069,362	41,027,477	52,931,227	-
Property, Plant and Equipment Outlay		-	-	-	-	-	-	-	-	-	-	-	-	-	-	-	-
Hospitals and Health Center	5060404003	36,759,823		36,759,823	303,937	7,434,793	(4,029,020)		3,709,710	489,915				489,915	33,050,113	3,219,795	
Medical Equipments	5060405011	34,659,262		34,659,262	20,799,798	10,773,302	11,808,480		43,381,580	8,861,284				8,861,284	(8,722,319)	34,520,296	
Office Equipments	5060405002	3,150,842		3,150,842	345,414	902,245	837,834		2,085,293	84,195				84,195	1,065,549	2,001,068	
Furnitures & Fixtures	5060407001	12,603,368		12,603,368	1,321,470	3,660,624	696,232		5,678,326	127,039				127,039	6,925,042	5,551,287	
Information & Communication Tech Equipments	5060405003	7,351,965		7,351,965	1,312,378	1,734,300	958,120		4,004,798	391,453				391,453	3,347,167	3,613,345	
Communication Equipments	5060405007	50,000		50,000	33,163	121,195	89,215		243,573	319				319	(193,573)	243,254	
Disaster Response and Rescue Equipment	5060405009	2,100,561		2,100,561	-	-	-		-	-				-	2,100,561	-	
Other Machinery and Equipments	5060405099	5,352,245		5,352,245	594,220	1,098,780	3,220,029		4,913,029	1,115,158				1,115,158	439,216	3,797,872	
Motor Vehicle	5060406001	3,000,000		3,000,000	-	-	(15,720)		(15,720)	-				-	3,015,720	(15,720)	
GRAND TOTAL		370,418,902	105,028,066	475,446,968	97,576,313	115,871,514	117,749,829	-	331,197,656	65,424,581	57,522,436	-	-	122,947,017	144,249,312	206,250,839	-

Certified Correct:

 TERESA E. JIMERA
 Budget Officer

Recommending Approval:

 SHAREEN J. MELIAN, CPA, MBA
 Financial and Management Officer II

Approved By:

 JULIUS M. DRILON, M.D.
 Medical Center Chief II