



SUMMARY OF APPROPRIATIONS, ALLOTMENTS, OBLIGATIONS, DISBURSEMENTS AND BALANCES BY OBJECT OF EXPENDITURES
As of the Quarter Ending September 30, 2015


Department : Department of Health
 Agency : Corazon Locsin Montelibano Memorial Regional Hospital
 Operating Unit :
 Organization Code (UACS) : 130011400040
 Funding Source Code (as clustered) : 01101101

<input type="checkbox"/>	Current Year Appropriations
<input type="checkbox"/>	Supplemental Appropriations
<input checked="" type="checkbox"/>	Continuing Appropriations

Particulars	UACS CODE	Appropriations			Allotments				Current Year Obligations					Current Year Disbursements					Balances				
		Authorized Appropriation	Adjustments (Transfer To/From, Reassignment)	Adjusted Appropriations	Allotments Received	Adjustments (Withdrawal, Reassignment)	Transfer To	Transfer From	Adjusted Total Allotments	1st Quarter	2nd Quarter	3rd Quarter	4th Quarter	Total	1st Quarter	2nd Quarter	3rd Quarter	Total	Unreleased Appropriations	Unobligated Allotment	Unpaid Obligations (15-20) = (23+24)		
										Ending March 31	Ending June 30	Ending Sept. 30	Ending Dec. 31		Ending March 31	Ending June 30	Ending Sept 30				Ending Dec. 31	20=(16+17+18+19)	21=(5-10)
1	2	3	4	5=(3+4)	6	7	8	9	10=[(6+(-77)-8+9)]	11	12	13	14	15=[(11+12+13+14)]	16	17	18	19	20=(16+17+18+19)	21=(5-10)	22=(10-15)	23	24
SUMMARY																							
A. AGENCY SPECIFIC BUDGET																							
Personnel Services																							
Salaries and Wages																							
Salaries and Wages - Regular	50101010 00																						
Salaries and Wages - Contractual	50101020 00																						
Other Compensation																							
Personnel Economic Relief Allowance (PE)	50102010 01																						
Maintenance & Other Operating Expenses		728,599	3,807,417	4,536,016	728,599	-	-	3,807,417	4,536,016	3,195,864	167,136	416,441	-	3,778,440	1,819,755	317,935	1,019,405	-	3,157,095	0	767,676	621,344	-
Traveling Expenses																							
Traveling Expenses - Local	50201010 00																						
Training and Scholarship Expenses			1,221,870	1,221,870				1,221,870	1,221,870	14,595	36,002	182,377		232,974	1,855	53,242	118,115		173,012	0	988,866	59,982	
Supplies and Materials Expenses																							
Office Supplies Expenses	50203010 00																						
Drugs and Medicines Expenses	50203070 00													131,133					131,133		(131,133)		(0)
Medical, Dental and Laboratory Supplies	50203080 00	728,599	2,586,547	3,314,146	728,599			2,586,547	3,314,146	3,181,269				3,181,269	1,818,100	282,683	772,157		2,852,950	(0)	132,877	328,318	
Other Supplies and Materials Expenses	50203990 00													233,064							(233,064)		233,064
Financial Expenses																							
Management Supervision/Trusteeship Fees																							
Interest Expenses																							
Interest Paid to Non Residents		3,850,195	-	3,850,195	3,850,195	-	-	-	3,850,195	(52,761)	17,400	3,876,283	-	3,840,922	-	-	1,031,485	-	1,031,485	-	9,273	2,809,437	-
Capital Outlays																							
Property, Plant and Equipment Outlay																							
Buildings and Other Structures Outlay	50604040 00																						
Hospitals and Health Centers	50604040 03	3,850,195		3,850,195	3,850,195				3,850,195	(52,761)	17,400	3,876,283		3,840,922			1,031,485		1,031,485	-	9,273	2,809,437	-
Machinery and Equipment Outlay	50604050 00																						
Medical Equipments	50604050 11																						
ICT Equipments	5060405003																						
B. AUTOMATIC APPROPRIATIONS																							
Retirement and Life Insurance Premium (Regu)	50103010 00																						
Retirement and Life Insurance Premium (1st Tr)	50103010 00																						
C. SPECIAL PURPOSE FUNDS																							
Miscellaneous Personnel Benefits Fund - 1st Trance																							
Miscellaneous Personnel Benefits Fund - PBB																							
Other Personnel Benefits	50102990 14																						
GRAND TOTAL		4,578,794	3,807,417	8,386,211	4,578,794	-	-	3,807,417	8,386,211	3,143,102	184,535	4,291,724	-	7,519,361	1,819,755	317,935	2,050,890	-	4,188,580	0	766,849	3,430,781	-

Certified Correct:

 TERESA E. JIMERA
 Budget Officer

Recommending Approval:

 SHAREEN J. CALLIAN, CPA, MBA
 Financial and Management Officer II

Approved By:

 JULIUS M. DRILON, M.D.
 Medical Center Chief II